




District Report Card: 2017	
State: Bihar	District: Purba Champaran
Class: 8	Subject: Language
Schools: 47	Students: 1080


Participation/Coverage


Students

<div>GENDER</div> <div></div>	Boys		Girls	
	Number	%	Number	%
	483	44.72	597	55.28

<div>AREA</div> <div></div>	Rural		Urban	
	Number	%	Number	%
	995	92.13	85	7.87

<div>CATEGORY</div> <div></div>	SC		ST		OBC		GEN	
	Number	%	Number	%	Number	%	Number	%
	156	14.44	8	0.74	771	71.39	145	13.43

<div>CWSN</div> <div></div>	LD	VI	HI	S&LD	ID	Oth
	2	2	4	1	1	3

<div>Management</div> <div></div>	Government		Government-aided	
	Number	%	Number	%
	1080	100.00	0	0.00

Average Performance of Students in Language (%)

Overall	Gender		Area		Management		Social Group			
	Male	Female	Rural	Urban	Govt.	Aided	SC	ST	OBC	GEN
55.67	57.61	54.10	54.39	70.75	55.67	0.00	55.09	49.17	54.54	62.71

Performance on Learning Outcomes (LOs)

Learning Outcomes	Description	Average Performance(%)
L813	Read textual/non-textual materials with comprehension and identifies the details, characters, main idea and sequence of ideas and events while reading	55.67

Range of Performance of Students who Answered Correctly							
Below 30%		30% - 50%		50% - 75%		Above 75%	
Number	%	Number	%	Number	%	Number	%
179	16.57	283	26.20	348	32.22	270	25.00

Lowest Performing Learning Outcomes (LOs)

1 - Read textual/non-textual materials with comprehension and identifies the details, characters, main idea and sequence of ideas and events while reading (55.67)